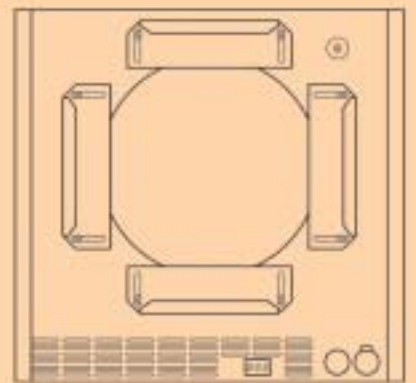


*Chroma*  
TM



**SETTING NEW STANDARDS IN  
PROFESSIONAL LIGHTING ACCESSORIES**

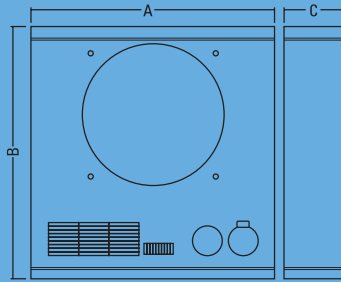


# Colour Changers



## Original

Upon its introduction, the Chroma-Q Original revolutionised the world of colour changers. Its unique design & low cost still make it one of the best value lighting accessories available today. The Chroma-Q Original is perfectly suited for fixtures rated up to 1200W & 175mm lens diameter. Design features include quick access hinges & removable rollers allowing colour scrolls to be accessed & changed without any tools. Requires additional power supply.

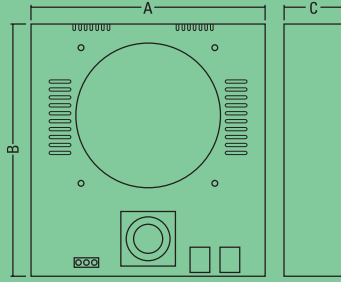


<b>Product Code:</b>	<b>CQ1-D</b>
Width (A):	285mm / 11.3"
Height (B):	295mm / 11.6"
Depth (C):	89mm / 3.5"
Weight:	2.1kg / 4.5lbs
Aperture:	171mm / 6.8"
Frame Capacity:	2-16 colours
Power Consumption:	1PU
Accessories:	
MP1	251×254mm/9.9"×10", Ø 165mm/6.5"
MP2	191×191mm/7.5"×7.5", Ø 165mm/6.5"
MP3	159×159mm/6.3"×6.3", Ø 125mm/5"
MP4	190×190mm/7.5"×7.5", Ø 153mm/6"
MP5	185×185mm/7.3"×7.3", Ø 153mm/6"
BDT	Set of 3 bardoor tabs



## Broadway

The Broadway is specifically designed for low noise environments & features a unique cooling system comprising of three low noise fans. With its patented constant tension system the colour scroll will remain evenly aligned & tensioned at all times. The Chroma-Q Broadway fits a wide range of smaller aperture fixtures, including the ETC Source 4™, Altman Shakespeare & Selecon Pacific. Requires additional power supply.

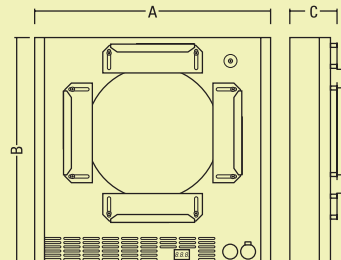


<b>Product Code:</b>	<b>CQ2</b>
Width (A):	205mm / 8.1"
Height (B):	240mm / 9.5"
Depth (C):	75mm / 3"
Weight:	1.1kg / 2.3lbs
Aperture:	127mm / 5"
Frame Capacity:	2-16 colours
Power Consumption:	1PU
Accessories:	
MP10	158×158mm/6.3"×6.3", Ø 125mm/5"



## Universal

The Universal colour changer is the first of our new generation of advanced feature colour changers. The Universal has been designed to maximise flexibility & usability by incorporating advanced design features. Our integrated universal mounting system adjusts between 147-275mm & mounts fixtures with up to 50 degree beam angles without light loss. DMX control for fan speed, scrolling speed, gel-saver mode & reset is now incorporated. Requires additional power supply.

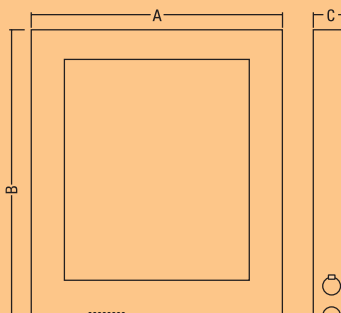


<b>Product Code:</b>	<b>CQMU</b>
Width (A):	360mm / 14.1"
Height (B):	345mm / 13.5"
Depth (C) inc mount:	74mm / 3.3"
Weight:	2.5kg / 5.5lbs
Aperture:	203mm / 8" rear
Frame Capacity:	24 colours
Power Consumption:	1.5PU
Mounting:	147-275mm



## M5

Incorporating the same core features as the original Chroma-Q inside a metal enclosure, the M5 is designed to work with larger fixtures ranging up to 5000 Watts. Requires additional power supply.



<b>Product Code:</b>	<b>CQM5</b>
Width (A):	520mm / 20.5"
Height (B):	660mm / 26"
Depth (C):	75mm / 3"
Weight:	6.8kg / 15lbs
Aperture:	383mm×457mm 15"×18"
Frame Capacity:	2-16 colours
Power Consumption:	1.5PU
Accessories:	
MP13	To fit James Thomas 4-Lite fixture



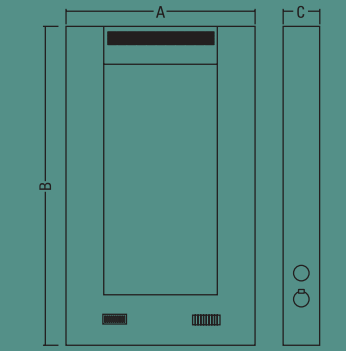
## Colour Changers

## Daylight PAR



### M8-Lite

Designed to fit all industry standard 8-Lite fixtures, the Chroma-Q M8-Lite is fast to rig & de-rig & designed to withstand the rigours of touring. Quarter turn catches give fast access to the inside of the unit for maintenance, whilst scroll changes need no dismantling of the unit shell. Requires additional power supply.

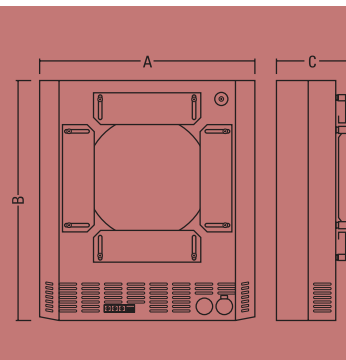


<b>Product Code:</b>	<b>CQM8</b>
Width (A):	518mm / 20.1"
Height (B):	859mm / 33.9"
Depth (C):	75mm / 3"
Weight:	5.5kg / 12.1lbs
Aperture:	385mm x 625mm
	15.1" x 24.6"
Frame Capacity:	2-16 colours
Power Consumption:	1.5PU
MP11	To fit James Thomas 8-Lite fixture



### Cascade

With a colour palette of over 300 colours & suitable for fixtures with up to 50 degree beam angles without light loss, the innovative Cascade colour changer offers exceptional flexibility. Supplied complete with special gel strings, two control modes are available to offer either 100 pre-defined "Library" colours or full CMY colour mixing "Creative" mode. The innovative universal mounting system is incorporated ensuring the compact & lightweight unit is easy to use. Requires additional power supply.

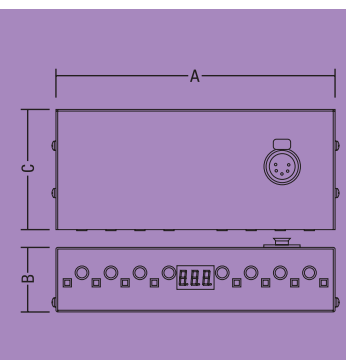


<b>Product Code:</b>	<b>CQ3</b>
Width (A):	306mm / 12"
Height (B):	340mm / 13.4"
Depth (C) inc mount:	100mm / 4"
Weight:	2.6kg / 5.6lbs
Aperture:	175mm / 6.9"
Frame Capacity:	+ 300 colours
Power Consumption:	1.5PU
Mounting:	160-254mm



### Playback Controller

If you have a need for a simple to operate, inexpensive 8 channel DMX controller then look no further than the Chroma-Q Playback Controller. With independent Hold and Fade times for each of the 25 programmable Looks, the Chroma-Q Playback Controller is ideal for a wide range of display applications. Units can be daisy chained together for more control channels and will auto-run on power up. PSU included.

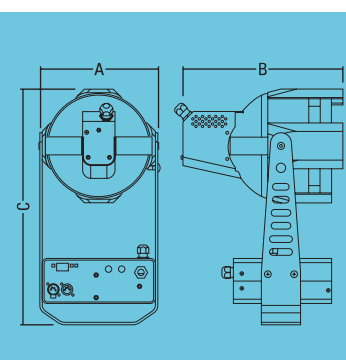


<b>Product Code:</b>	<b>PBC8</b>
Width (A):	168mm / 6.6"
Height (B):	38mm / 1.5"
Depth (C):	74mm / 2.9"
DMX Connector Out:	XLR5
Voltage:	90-260V, 50/60Hz



### Daylight PAR

Designed primarily for trade show use the Chroma-Q Daylight PAR features a 575W 6000°K hot restrike lamp with high colour rendition which brings out the colour of the objects it lights. The unit is based around the rugged & familiar ETC Source 4 PAR & is supplied with lamp, barndoor, colour frame & a set of 4 lenses (VNSP, NSP, MFL, WFL). The integrated flicker free DMX controlled PSU enables remote on, off & dim features making it particularly suitable for filming application & aid lamp life. A 2200 hour lamp option is also available if required.



<b>Product Code:</b>	<b>DP</b>
Width (A):	229mm / 9"
Height (B):	465mm / 18.2"
Depth (C):	320mm / 12.5"
Weight:	7.8kg / 17.2lbs
Colour Temperature:	6000°K
Beam Angles:	VNSP, NSP, MFL, WFL
Voltage:	90-260V, 50/60Hz
CRI:	95%
Power Consumption:	4.5A @ 230V
DMX Connector In:	XLR5
DMX Connector Out:	XLR5
1200 Hour Lamp:	MSR 575HR
2200 Hour Lamp:	MSD 575HR




## Gobo Rotators

## Mirror



### Junior Rotator

The Junior Rotator accepts one gobo, fits the ETC Source 4 Junior fixture & is designed primarily for stand alone effects projection. In addition to bi-directional 0.25-20RPM standard rotation the Junior features many adjustable dynamic effects including, tick-tock, pendulum, shimmer, accelerate, decelerate, fire, water, rotate-pause and shake-pause. The Junior rotator is supplied complete with a separate 90-240VAC power supply. Dedicated remote control units are also available.

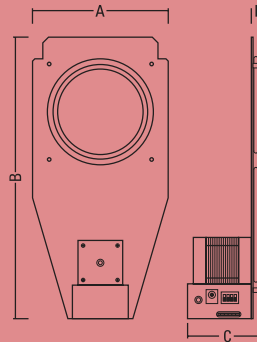


<b>Product Code:</b>	<b>GR1FX</b>
Width (A):	80mm / 3.2"
Height (B):	250mm / 10"
Depth overall (C):	66mm / 2.6"
Depth body only (D):	9mm / 0.4"
Weight:	0.8kg / 1.8lbs
Gobo size:	M
Suitable for:	Source 4 Junior
Speed Range:	0.5 - 25rpm
Power:	100 - 240VAC



### Twin Rotator

The Twin Rotator fits the ETC Source 4, Strand SL, Altman Shakespeare & Selecon Pacific fixtures. It can be operated with either one single or two counter-rotating gobos for stand-alone operation. In addition to 0.25-20RPM standard rotation the Twin features adjustable dynamic effects including, tick-tock, pendulum, shimmer, accelerate, decelerate, fire, water, rotate-pause & shake-pause. The Twin Rotator is supplied with a separate 90-240VAC power supply. Dedicated remote control units are also available.




<b>Product Code:</b>	<b>GR2FX</b>
Width (A):	119mm / 4.7"
Height (B):	249mm / 9.8"
Depth overall (C):	69mm / 2.7"
Depth body only (D):	13mm / 0.5"
Weight:	0.9kg / 2lbs
Gobo size:	B
Suitable for:	Source 4 Junior
Speed Range:	0.4 - 25rpm
Power:	100 - 240VAC



### Twin DMX Rotator

Featuring DMX operation, the Twin DMX Rotator can be operated with either one single or two counter-rotating gobos at 0.25-20RPM plus the added functionality of remote control via DMX & full indexing capability, allowing gobos to be reliably recalled to specific positions. The Twin DMX Rotator will work with any of the Chroma-Q power supplies.

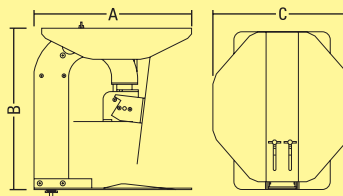


<b>Product Code:</b>	<b>GR2D</b>
Width (A):	119mm / 4.7"
Height (B):	263mm / 10.4"
Depth overall (C):	69mm / 2.7"
Depth body only (D):	13mm / 0.5"
Weight:	1.1kg / 2.5lbs
Gobo size:	B
Suitable for:	Source 4
Speed Range:	0.3 - 24rpm
Power Consumption:	0.6PU



### Mirror

The Chroma-Q Mirror is a DMX controlled motorised mirror attachment which mounts onto most standard medium & narrow beam profile fixtures and redirects its beam through a pan of 230° & a tilt of 57°. It's a cost-effective, space-saving option for illuminating multiple locations with a single fixture. It can also achieve many of the effects traditionally available only with intelligent moving lights. Requires additional power supply.

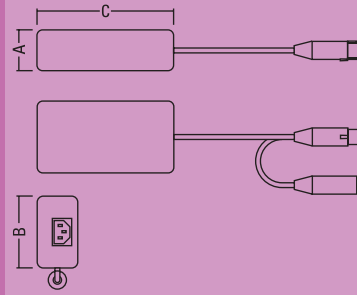


<b>Product Code:</b>	<b>CQM</b>
Length (A):	263mm / 10.3"
Height (B):	268mm / 10.5"
Width (C):	230mm / 9.0"
Weight:	1.6kg / 3.5lbs
Power Consumption:	1PU



## PS02 Power Supply

The PS02 is a simple & inexpensive 2PU power supply designed for use in close proximity with either an individual Chroma-Q accessory or a very small accessory system.

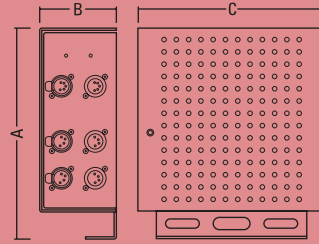


**Product Code:** PS02  
**Width (A):** 43mm / 1.7"  
**Height (B):** 76mm / 3"  
**Depth (C):** 144mm / 5.7"  
**Weight:** 0.3kg / 0.6lbs  
**Power Connector:** IEC chassis male  
**DMX Connector:** XLR5  
**Accessory Connector:** XLR4  
**Capability:** 2PU



## PS08 Power Supply

The PS08 Chroma-Q power supply has a maximum capacity of 8PU & features 2 individual XLR4 outputs each with terminated return inputs. The PS08 has been designed for cable loops of up to 66m/200ft in total across its outputs.

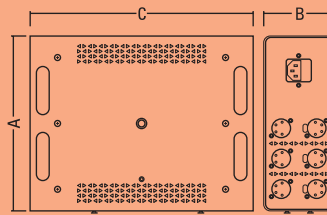


**Product Code:** PS08  
**Width (A):** 217mm / 8.6"  
**Height (B):** 79mm / 3.1"  
**Depth (C):** 194mm / 7.6"  
**Weight:** 1.5kg / 3.3lbs  
**Power Connector:** IEC chassis male  
**DMX Connector:** XLR5  
**Accessory Connector:** XLR4  
**Capability:** 8PU



## Magic Box PS12

The Magic Box PS12 Chroma-Q power supply has a maximum capacity of 12PU & features 3 individual XLR4 outputs each with terminated return inputs. The PS12 has been designed for cable loops of up to 66m/200ft per output. The unique Magic Box interlocking enclosure facilitates rack mounting when used in pairs & truss mounting via captive nut insert.

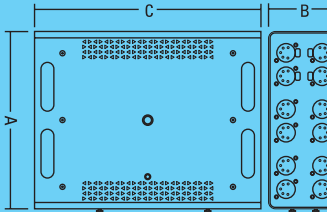


**Product Code:** MBPS12  
**Width (A):** 219mm / 8.6"  
**Height (B):** 88mm / 3.5"  
**Depth (C):** 279mm / 11"  
**Weight:** 3.2kg / 7.1lbs  
**Power Connector:** IEC chassis male  
**DMX Connector:** XLR5  
**Accessory Connector:** XLR4  
**Capability:** 12PU  
**Accessories:** MBEAR Pair of magic box rack ears



## Magic Box 8>4 AB Switch

The DMX 8>4 A/B Switch uses a manual switch to change the DMX source between two 2048 channel lighting consoles e.g. master & back-up. The cost effective unit is unpowered & does not incorporate any electronics or software, therefore is unlikely to let you down when it counts most! The unique Magic Box interlocking enclosure facilitates rack mounting when used in pairs & truss mounting via captive nut insert.

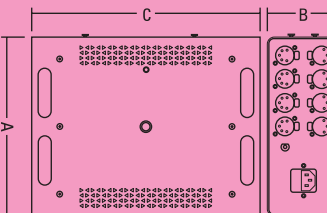


**Product Code:** MBDMXAB  
**Width (A):** 219mm / 8.6"  
**Height (B):** 88mm / 3.5"  
**Depth (C):** 279mm / 11"  
**DMX Connector:** XLR5  
**Accessories:** MBEAR Pair of magic box rack ears



## Magic Box 8 Way Buffer

The 8-way DMX Buffer Box is a fault tolerant, self healing DMX buffer designed to fully isolate all outputs from each other. Supplied with 4x5 pin & 4x3 pin connectors, each output is separately generated & boosted from the original DMX signal. The unit also features a termination switch. The unique Magic Box interlocking enclosure facilitates rack mounting when used in pairs & truss mounting via captive nut insert.



**Product Code:** MBDMX8  
**Width (A):** 219mm / 8.6"  
**Height (B):** 88mm / 3.5"  
**Depth (C):** 279mm / 11"  
**Power Connector:** IEC chassis male  
**DMX Connector In:** XLR5  
**DMX Connector Out:** 4 x XLR3  
**DMX Connector Thru:** 4 x XLR5  
**Accessories:** MBEAR Pair of magic box rack ears



Headquarters, UK & International Sales  
A.C. Lighting Ltd.  
Centauri House, Hillbottom Road  
High Wycombe, Bucks, HP12 4HQ. UK

Tel: +44 (0)1494 446000  
Fax: +44 (0)1494 461024  
sales@aclighting.com



[www.aclighting.com](http://www.aclighting.com)

A.C. Lighting Ltd. (Northern UK Sales)  
Hawksworth Commercial Centre  
Elder Road, Leeds, LS13 4AT

Tel: 0113 255 7666  
Fax: 0113 255 7676  
acnorth@aclighting.com

The information contained herein is correct at the time of printing, however as we are constantly refining our product range we reserve the right to change the specification without notice.  
The rights and ownership of all trademarks are recognised.