



100
3" Fresnel

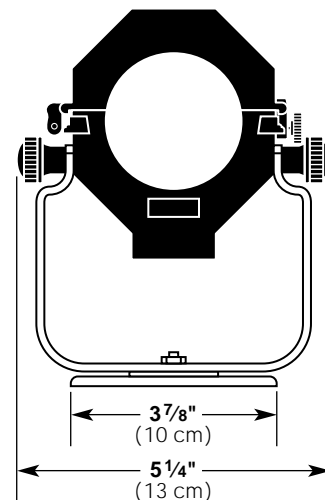
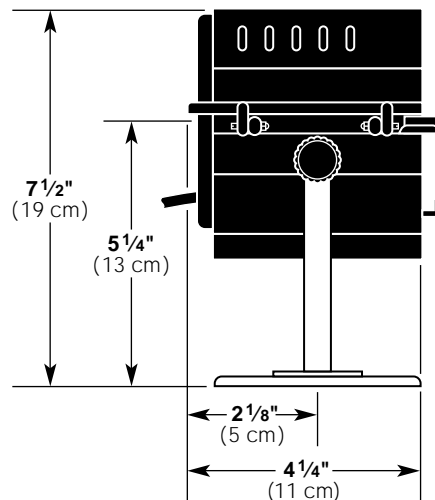
Fixture Type:

A lightweight, very short throw, all purpose lighting device; the 100 produces a soft edged beam which varies in diameter from 4.2 feet to 10.4 feet at a throw distance of 10 feet. The 100 is designed for incandescent lamps as well as tungsten halogen lamps. The unit is used in theater for specials or in television and photographic studios for table top applications. Other uses include nightclubs, museums and show windows where soft edged controlled lighting is required.

Specifications subject to change without notice

100 WATT 3" FRESNEL Features

- Die-cast aluminum construction
- Specular spherical Alzak aluminum reflector
- Spot to flood focus adjustment
- 3" Heat resisting fresnel lens
- Double contact bayonet socket
- Plated steel color frame included
- $3\frac{7}{8}$ " Cast aluminum mounting base included
- Three 36" lead wires
- U.L. and c.U.L. listed for 100 watts
- Made in the USA



Specifications

Housing: Die-cast aluminum construction.

Materials: Construction employs corrosion-resistant materials and hardware.

Base: Die-cast aluminum construction with three ¼" mounting holes.

Yoke: Rigid plated flat steel.

Reflector: Alzak aluminum, spherical design.

Lens: Pyrex fresnel lens with stippling on flat surface.

Socket: Double contact bayonet socket, tool free relamping.

Rating: 120/240 volts AC/DC operation, .83/.42 amps, 100 watts maximum.

Cable: 36" leads encased in black fiberglass sleeving.

Access Door: Hinged, can be opened without use of tools, allowing access to lens, reflector and lamp.

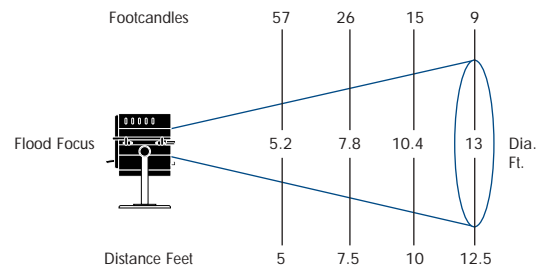
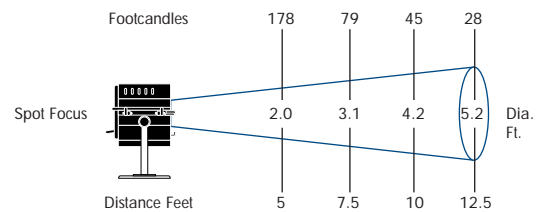
Focusing: Adjustable with locking thumb screw on bottom surface.

Accessories: Accepts standard 3 ¾" accessories.

Finish: Black epoxy sandtex, electrostatically applied.

Weight: Approx; 2.2 lbs. (.99 kg.)

Photometric Data for ESR Lamp



ACCESSORIES Supplied with Luminaire	
100-CF	Color Frame, 3 ¾" x 3 ¾"
100-B	3 7/8" Cast Aluminum Mounting Base

3" FRESNEL PERFORMANCE CHART WITH ESR LAMP

Fixture Type	Focus	Candlepower (Candela)	Beam Angle (Degrees)	Field Angle (Degrees)	Efficiency (%)
100	Spot	4450	10°	23.5°	9
	Flood	1475	34°	55.0°	22

ADDITIONAL ACCESSORIES	
510-B	Cast Aluminum Baby Pipe Clamp, 10/32 Thread
100-BD	2-Way Barn Door
100-SN	Snoot

LAMP DATA
TUNGSTEN HALOGEN LAMPS

Fixture Series	Watts	ANSI Code	Manufacturer Lamp Code	Color Temp (°K)	Rated Life (Hours)	Rated Lumens	Correction Factor
3" Fresnel	100	—	100G 16 ½ 29 DC	2850	200	1660	.88
	100	ESR	100Q/CL/DC	3000	1000	1900	1.00