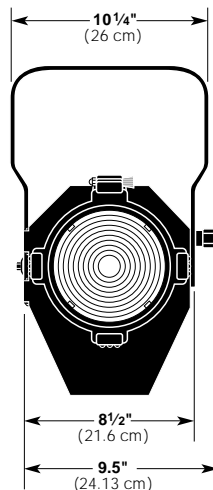
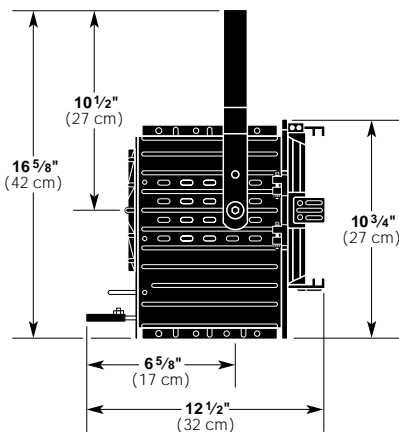


Fixture Type:

A basic set lighting device for stage, studio and television. The 1KAF produces a soft edged beam which varies in diameter from 5.7 feet to 39 feet at a throw distance of 25 feet. The 1KAF is designed for operation with long life, high intensity, tungsten halogen lamps, with either medium bi-post or prefocus bases. The luminaire is used in theatre for acting area lighting where beam shaping is not required, or in the studio as a key light or back light when a smooth even beam is required. Constructed of cast aluminum and designed to withstand tramping, the 1KAF is also used in nightclubs, museums and showrooms where high intensity, soft edged controlled lighting is required.

Specifications subject to change without notice



1000 WATT 6" DIE-CAST FRESNEL Features

- Rugged lightweight die-cast aluminum
- Specular spherical Alzak aluminum reflector
- Spot to flood focus adjustment with unique quick set adjustment lever
- 6" heat resisting fresnel lens
- Medium prefocus socket (1KAF-MPF only)
- Medium bi-post socket optional (1KAF-MBP only)
- Plated steel color frame included
- Safety screen included
- Three 36" Teflon lead wires
- Up to 25 feet of Hi-Temp rubber cable optional
- U.L., c.U.L. and CE listed for 1000 watts.
- Made in the USA

Specifications

Housing: Die-cast aluminum construction.

Materials: Construction employs corrosion-resistant materials and hardware.

Yoke: Rigid flat aluminum with hole for 1/2" bolt.

Reflector: Alzak aluminum, spherical design.

Lens: High quality borosilicate lens with stippling on flat surface.

Socket: Altman medium prefocus for the 1KAF-MPF, and Altman medium bi-post G22 for the 1KAF-MBP. Tool free relamping for both.

Rating: 120/240 volts AC/DC operation 8.3/4.2 amps, 1000 watts maximum.

Cable: 36" Teflon leads encased in black fiberglass sleeving. High temperature rubber cable up to 25' optional.

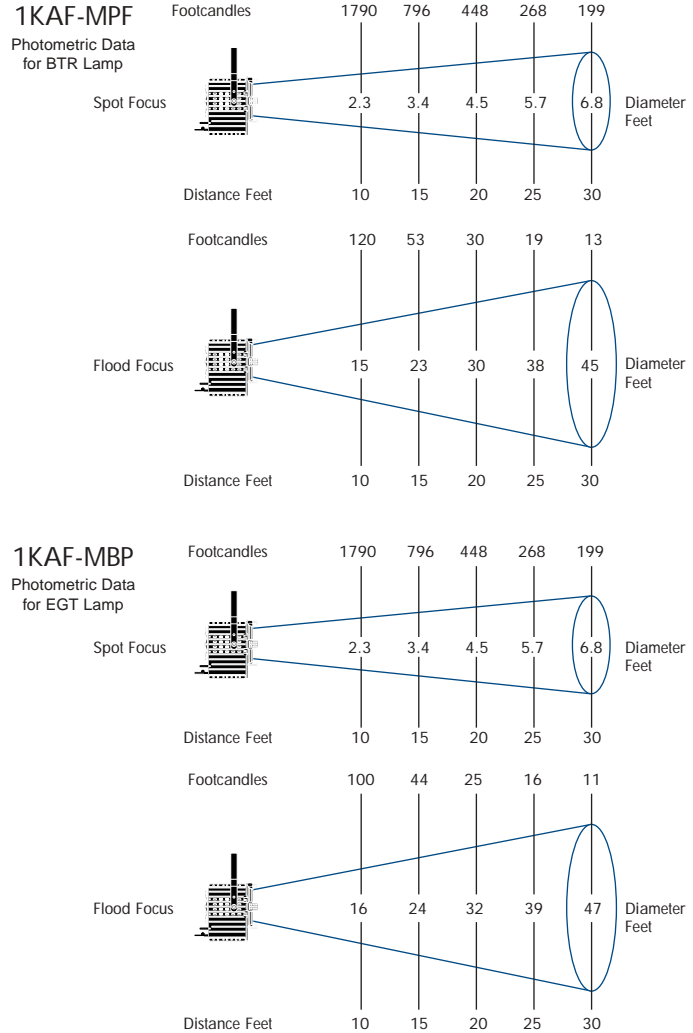
Access Door: Hinged, can be opened without use of tools, allowing access to lens, reflector and lamp.

Focusing: Adjustable with easy operated rear mounted focus lever. Lever outfitted with heat resistant knob.

Accessories: Accepts standard 7 1/2" accessories. Front end accessory holder has spring loaded safety latch.

Finish: Black epoxy sandtex, electrostatic application.

Weight: Approx; 10 1/4 lbs. (4.61 kg.)



ACCESSORIES Supplied with Luminaires	
6-CF	Color Frame 7 1/2" x 7 1/2"
1KAF-SS	Safety Screen

ADDITIONAL ACCESSORIES	
6-CFB	Black Color Frame
510	Malleable Iron Pipe Clamp
SC	Safety Cable with Spring Clip
6-BD-4	4-Way Barn Doors
6-SN	Snoot
195A-6	Color Wheel
404-6	Motorized Color Wheel

6" DIE-CAST FRESNEL PERFORMANCE CHART WITH BTR LAMP

Fixture Type	Focus	Candlepower (Candela)	Beam Angle (Degrees)	Field Angle (Degrees)	Efficiency (%)
1KAF-MPF	Spot	179,000	6.4°	12.2°	8.6
	Flood	12,000	69.2°	73.8°	34.6

6" DIE-CAST FRESNEL PERFORMANCE CHART WITH EGT LAMP

Fixture Type	Focus	Candlepower (Candela)	Beam Angle (Degrees)	Field Angle (Degrees)	Efficiency (%)
1KAF-MBP	Spot	179,000	6.4°	12.9°	9.4
	Flood	10,000	70.5°	76.5°	49.5

LAMP DATA

Fixture Series	Watts	ANSI Code	Manufacturer Lamp Code	Color Temp (°K)	Rated Life (Hours)	Rated Lumens	Correction Factor
1KAF-MBP	500	EGN		3200	100	13,000	.47
	750	EGR	Q 750T7/4CL	3200	200	20,000	.73
1KAF-MPF	1000	EGT	Q 1000T7/4CL	3200	250	27,500	1.00
	300	EEX		3200	50	7,200	.26
	500	BTL	Q 500T6/CL/P	3050	500	11,000	.40
	500	BTM		3200	100	13,000	.47
	750	BTN	Q 750T7/CL/2P	3050	500	17,000	.62
	750	BTP	Q 750T7/4CL/2P	3200	200	20,000	.73
	1000	BTR	Q 1000T7/4CL/2P	3200	250	27,500	1.00